

This survey has been carried out during April and May 2017, addressed to people who are between 16 and 25 years old. They live in Málaga and are mostly Spanish.

The survey has been answered by 71 people, 32 male and 39 female.

The education level of the people interviewed is Compulsory Secondary Education (43%), then Secondary and Vocational Training (25,35%) and finally University Graduates. It is shocking that there are 14,08 % people with no education at all.

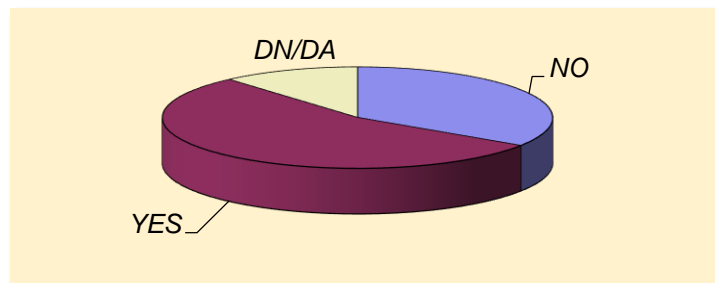
The survey is divided in different categories to know the opinions of our youngsters about different aspects such as:

- ❖ What do youg people think about immigration?
- ❖ What expectations do they have about their own future?
- ❖ How social networking sites influence on them?
- ❖ How do Young people perceive gender violence?
- ❖ What is the political tendency among youngsters?

The results are the following:

6.- In your opinion, are there too many immigrants in your town?

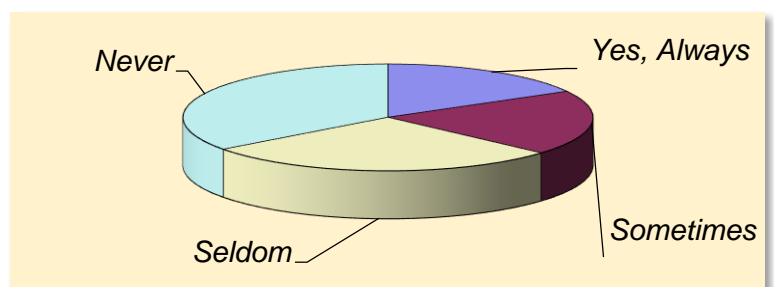
NO	24	33,80%
YES	38	53,52%
DN/DA	9	12,68%



Most people think there are too many immigrants.

7.- Have you ever had any feelings of enmity or distrust against an immigrant person?

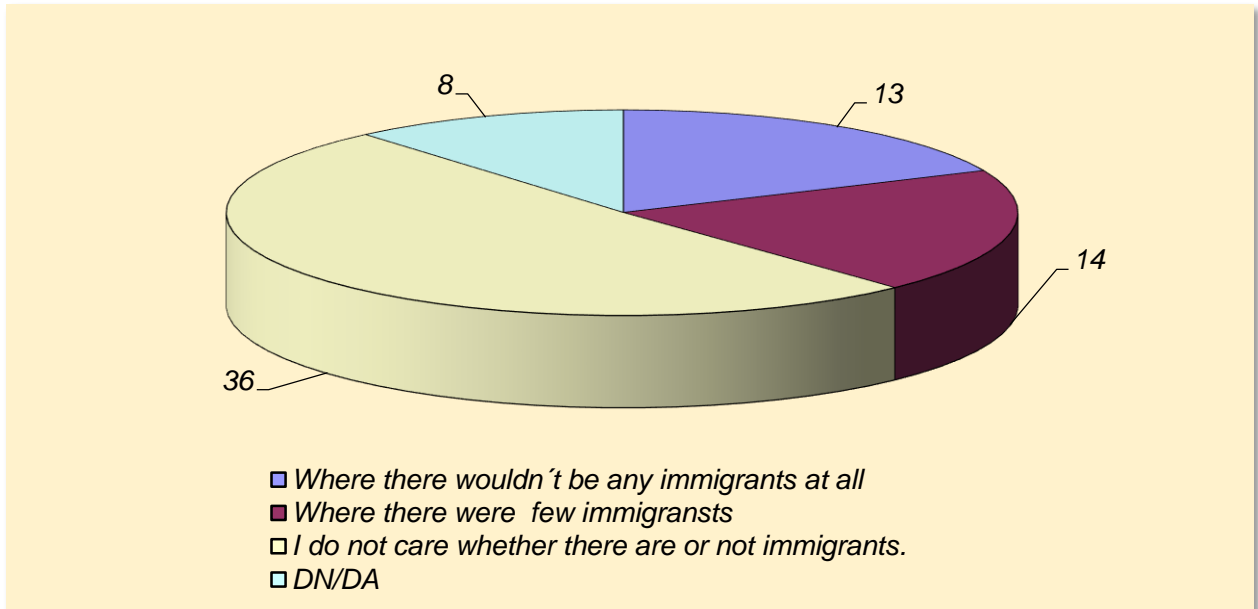
Yes, Always	12	16,90%
Sometimes	14	19,72%
Seldom	20	28,17%
Never	25	35,21%



Most say they have never had any feeling of enmity or distrust against immigrants.

8.-. *If you could choose where to live, would you live in a place:*

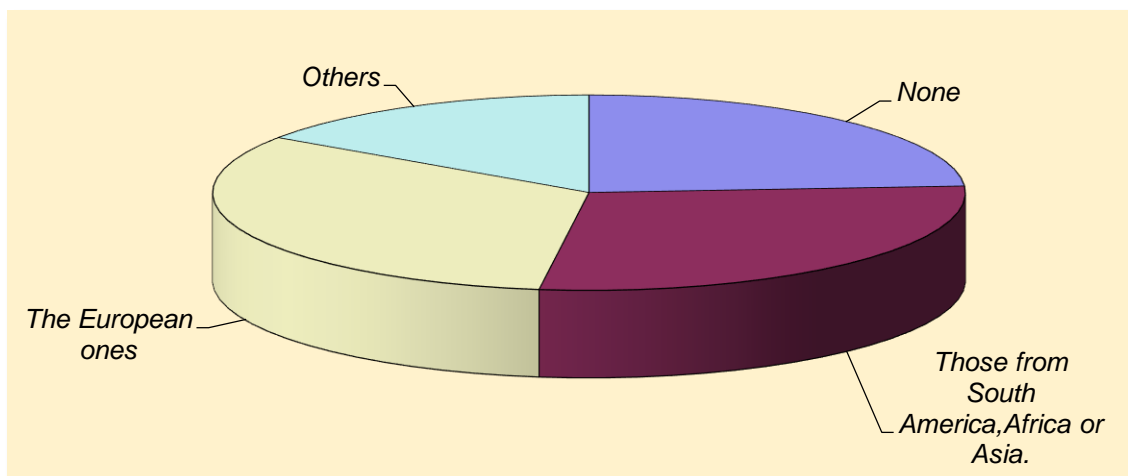
<i>Where there wouldn't be any immigrants at all</i>	13	18,31%
<i>Where there were few immigrants</i>	14	19,72%
<i>I do not care whether there are or not immigrants.</i>	36	50,70%
<i>DN/DA</i>	8	11,27%



They wouldn't mind living next to immigrants.

9.-. *Do you like immigrants?*

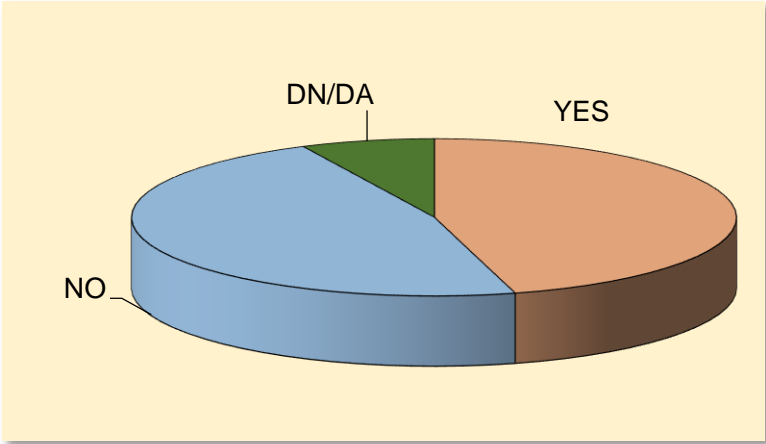
<i>None</i>	17	23,94%
<i>Those from South America, Africa or Asia.</i>	20	28,17%
<i>The European ones</i>	23	32,39%
<i>Others</i>	11	15,49%



They prefer European immigrants generally speaking but there is 24% who do not tolerate any immigrants at all.

10-. During the last 5 years, have you or anybody in your family been threatened by unemployment?

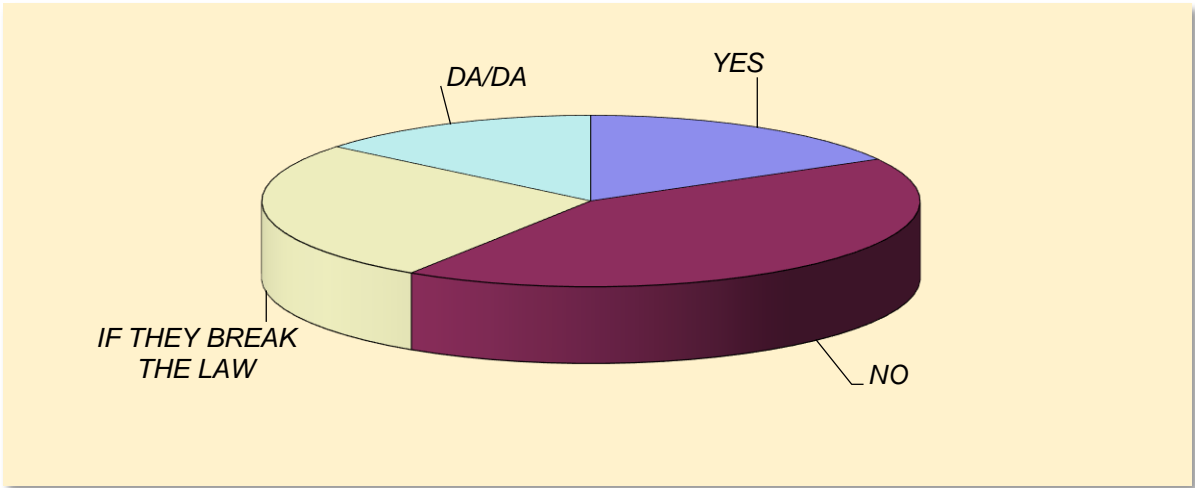
YES	32	45,07%
NO	33	46,48%
DN/DA	6	8,45%



45% of the people have been threatened by unemployment, which is a terrible situation nowadays.

11-. Do you consider that there are too many immigrants and that they should be expelled from the country?

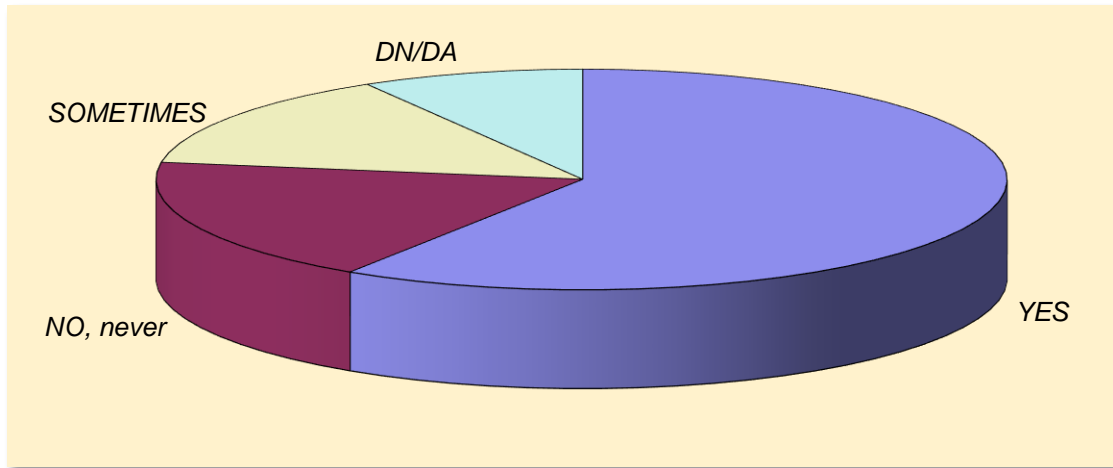
YES	12	16,90%
NO	30	42,25%
IF THEY BREAK THE LAW	19	26,76%
DA/DA	10	14,08%



Only if they break the law.

12-. Do you have friends who are immigrants or whose origin is not Spanish?

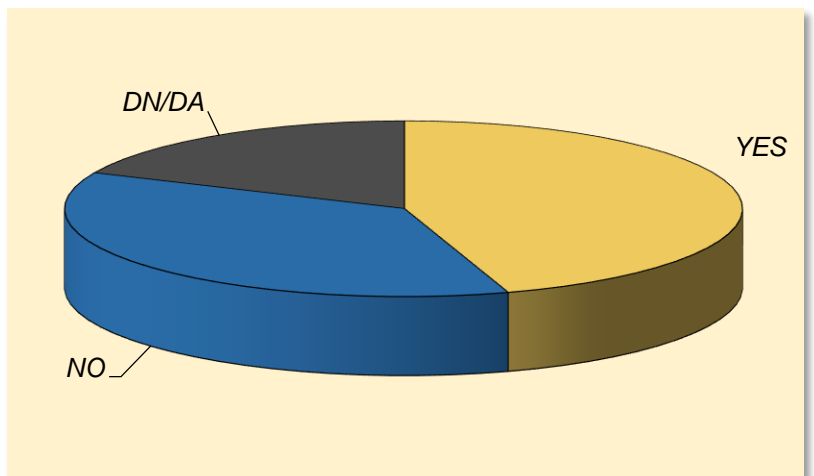
YES	42	59,15%
NO, never	13	18,31%
SOMETIMES	10	14,08%
DN/DA	6	8,45%



Most people have relationships with immigrants.

13-. Should immigrants living in Spain adopt Western customs or should they keep their own habits?

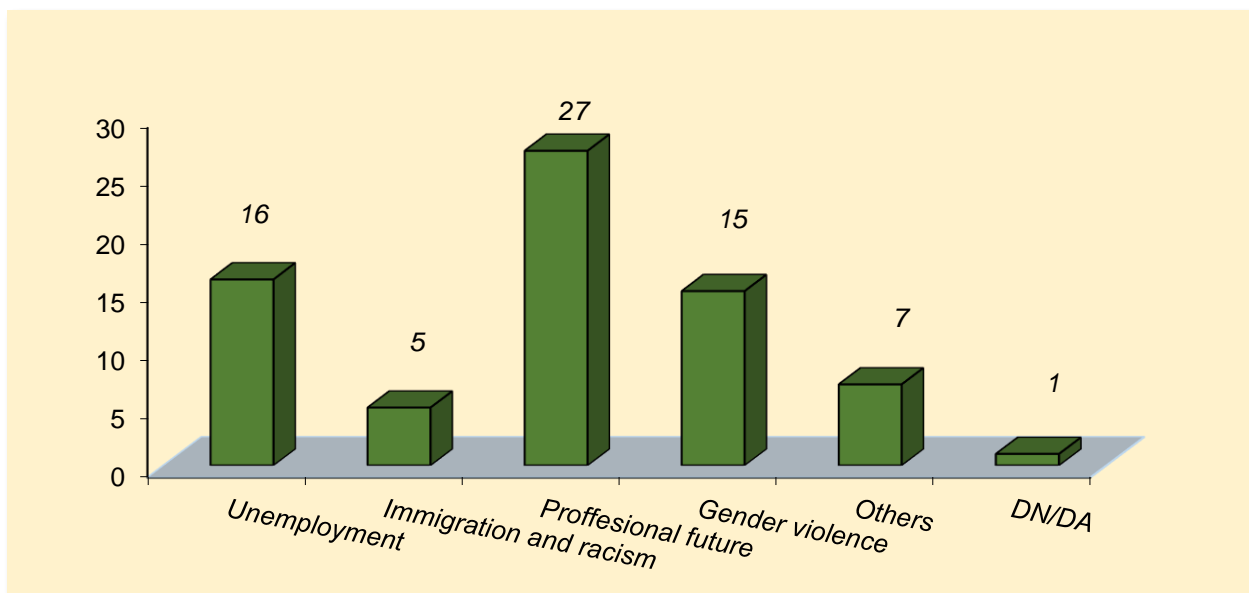
YES	32	45,07%
NO	26	36,62%
DN/DA	13	18,31%



Yes, most of them think immigrants should adapt themselves to the country they live in.

14-. Which are the worst difficulties that youth has to face nowadays?

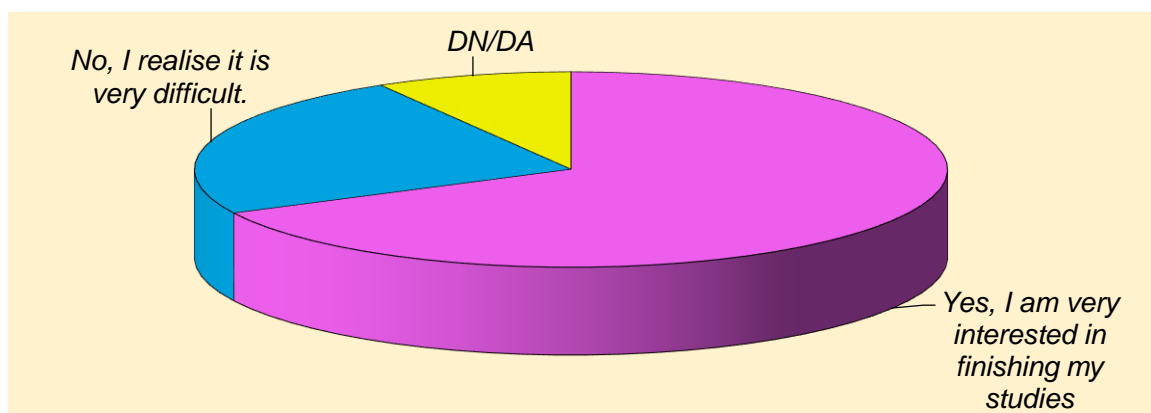
<i>Unemployment</i>	<i>16</i>	<i>22,54%</i>
<i>Immigration and racism</i>	<i>5</i>	<i>7,04%</i>
<i>Professional future</i>	<i>27</i>	<i>38,03%</i>
<i>Gender violence</i>	<i>15</i>	<i>21,13%</i>
<i>Others</i>	<i>7</i>	<i>9,86%</i>
<i>DN/DA</i>	<i>1</i>	<i>1,41%</i>



Most agree that their professional future is the hardest challenge.

15-. If you are a student, do you expect to complete your studies?

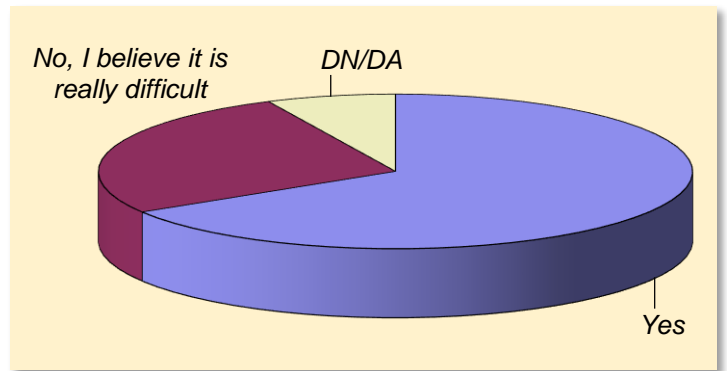
<i>Yes, I am very interested in finishing my studies</i>	<i>48</i>	<i>67,61%</i>
<i>No, I realise it is very difficult.</i>	<i>17</i>	<i>23,94%</i>
<i>DN/DA</i>	<i>6</i>	<i>8,45%</i>



Most are determined to complete their studies.

16-. If you finish your studies, do you hope to find a job related to your education?

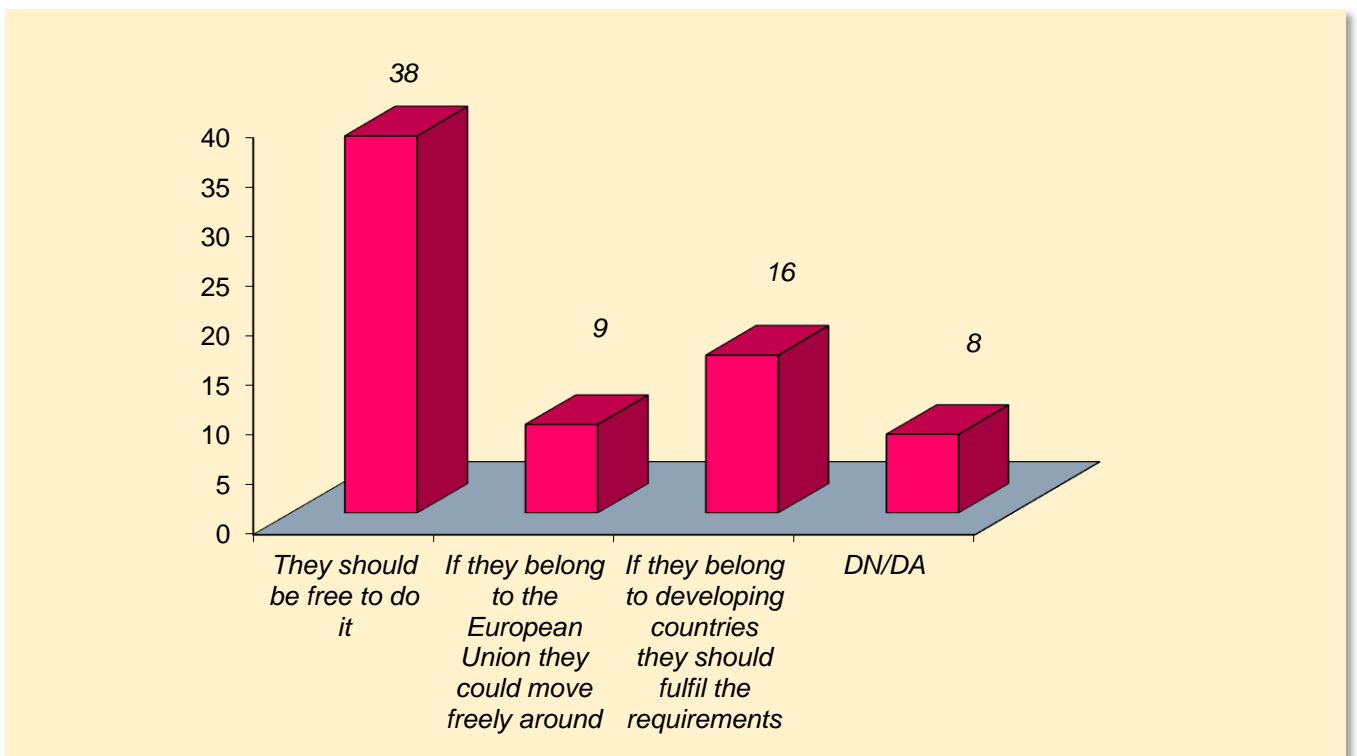
<i>Yes</i>	47	66,20%
<i>No, I believe it is really difficult</i>	19	26,76%
<i>DN/DA</i>	5	7,04%



Most are confident about having a job related to their qualifications.

17-. What is your opinion about people who must leave their own countries due to different reasons?

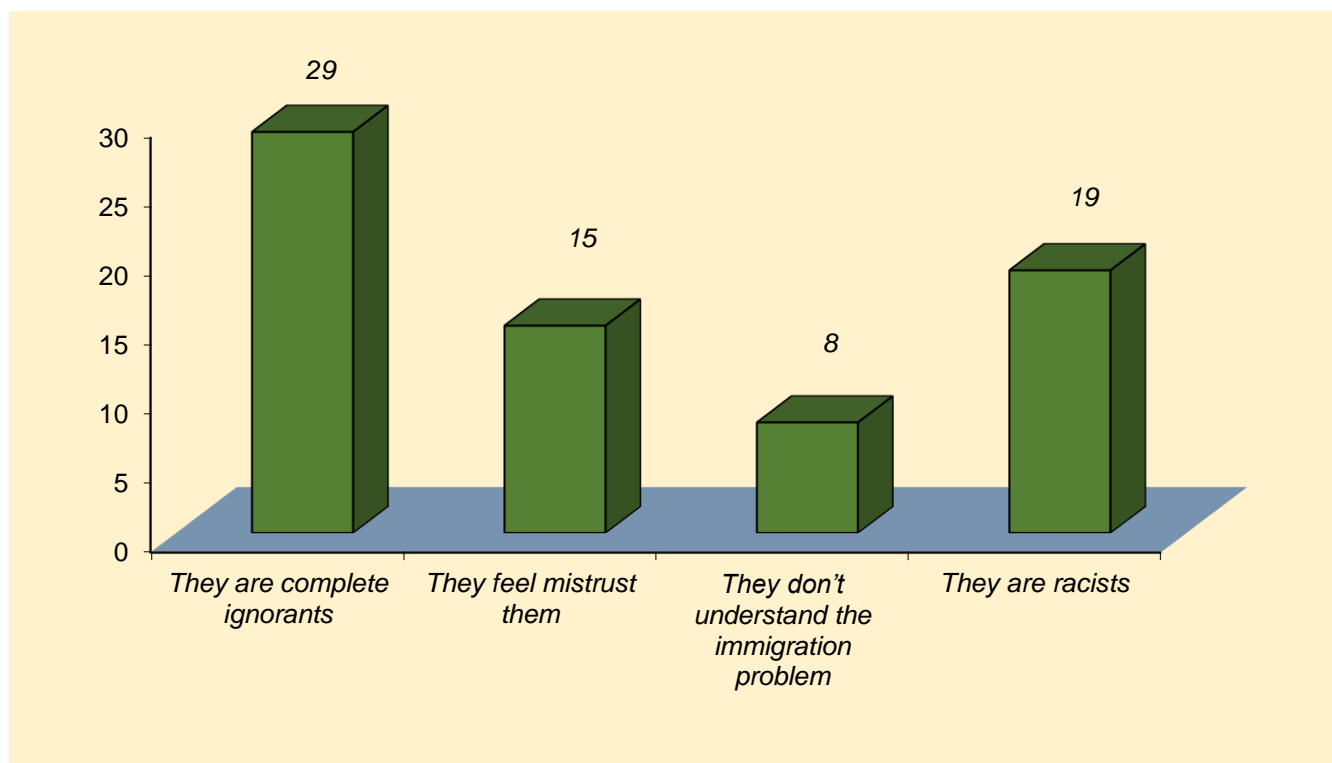
<i>They should be free to do it</i>	38	53,52%
<i>If they belong to the European Union they could move freely around</i>	9	12,68%
<i>If they belong to developing countries they should fulfil the requirements</i>	16	22,54%
<i>DN/DA</i>	8	11,27%



Most believe people are free to choose where to live and work.

18-. What do you think about people who hate immigrants?

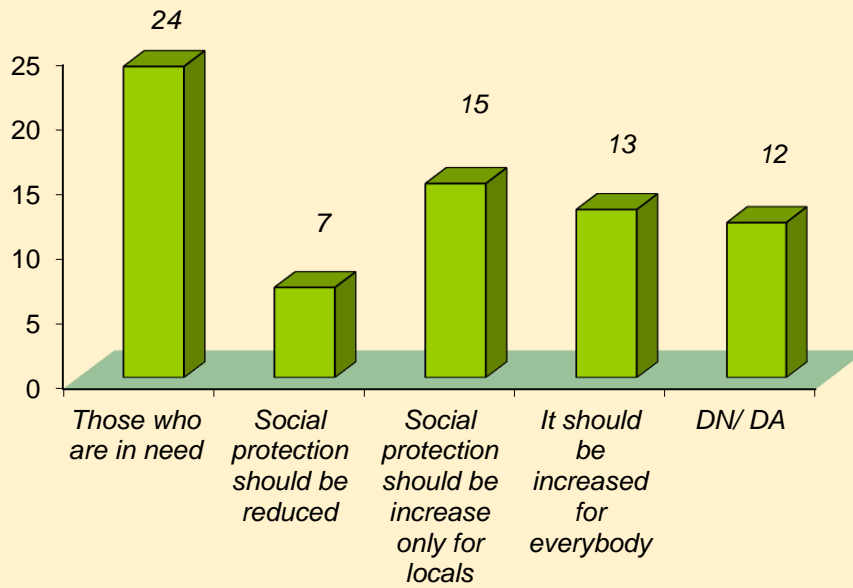
<i>They are complete ignorants</i>	29	40,85%
<i>They feel mistrust them</i>	15	21,13%
<i>They don't understand the immigration problem</i>	8	11,27%
<i>They are racists</i>	19	26,76%



The majority think that they are ignorant and racist.

19-. Do you believe that there are social groups who are not assisted by the government such as immigrants, unemployed, poor people, etc?

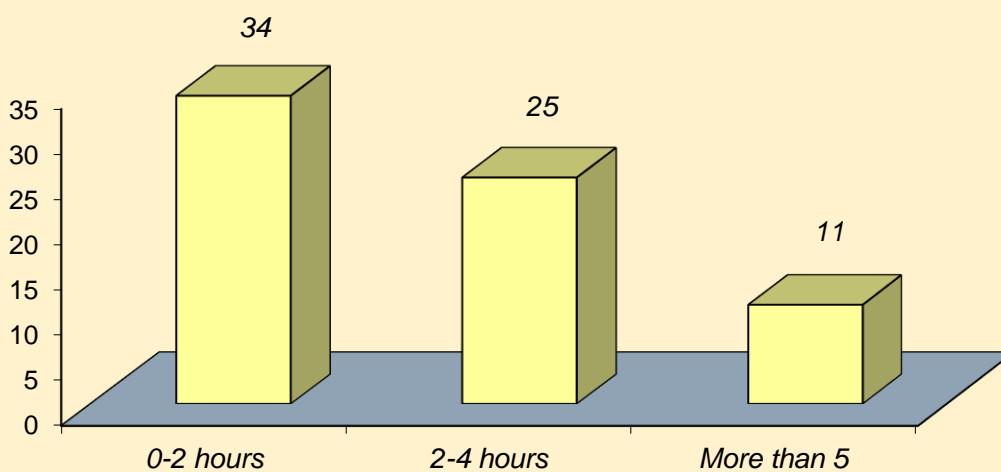
<i>Those who are in need</i>	24	33,80%
<i>Social protection should be reduced</i>	7	9,86%
<i>Social protection should be increase only for locals</i>	15	21,13%
<i>It should be increased for everybody</i>	13	18,31%
<i>DN/ DA</i>	12	16,90%



Most claim that locals should be helped first.

20-. You watch TV each day:

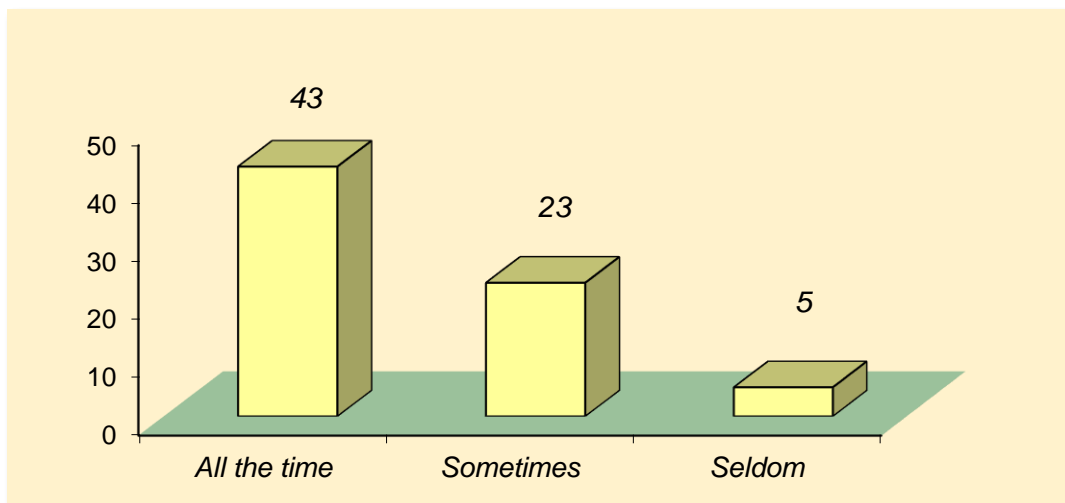
0-2 hours	34	47,89%
2-4 hours	25	35,21%
More than 5	11	16,90%



Most Young people interviewed do not spend too much time watching TV.

21-. You use your mobile phone or PC:

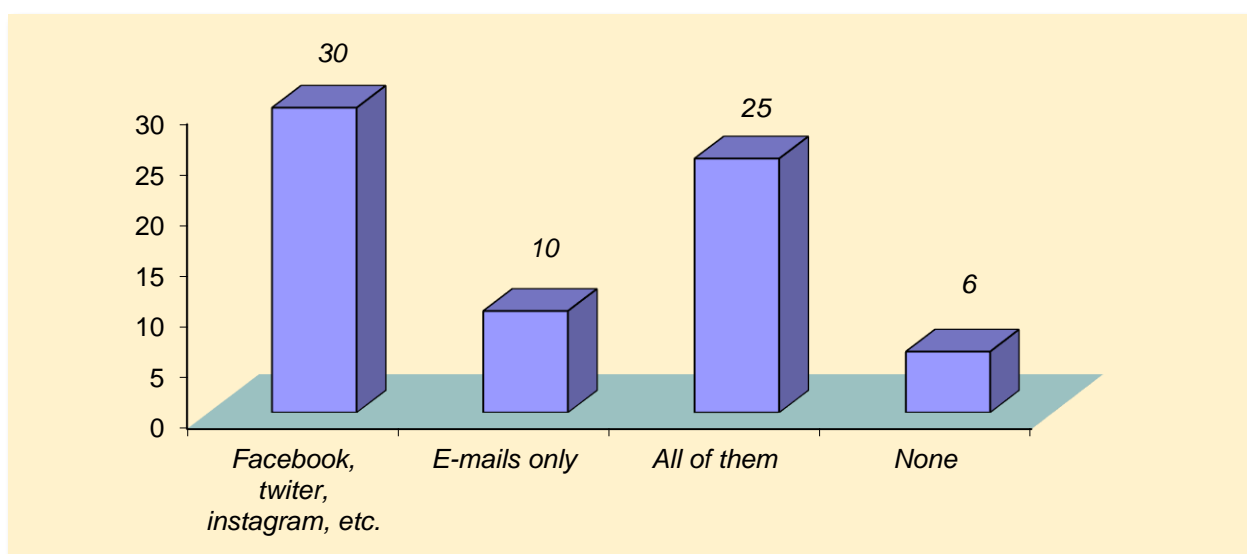
<i>All the time</i>	43	60,56%
<i>Sometimes</i>	23	32,39%
<i>Seldom</i>	5	7,04%



The use of mobile phones is widespread among young people.

22-. Which social networking sites do you visit?

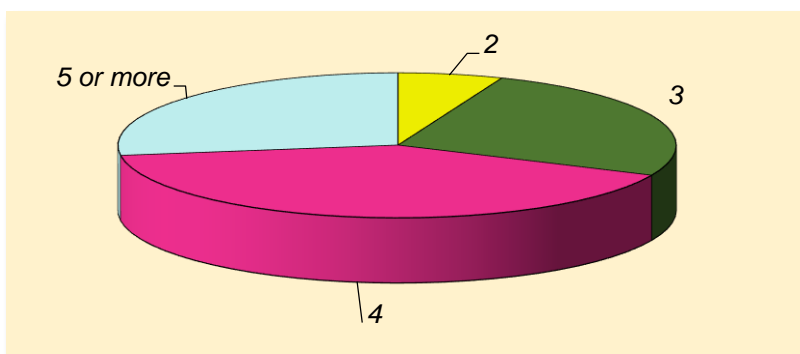
<i>Facebook, twiter, instagram, etc.</i>	30	42,25%
<i>E-mails only</i>	10	14,08%
<i>All of them</i>	25	35,21%
<i>None</i>	6	8,45%



Facebook, Instagram and Twitter are the most frequently used.

23-. In case you live at home with your parents, how many members are there including yourself? Say the number:

2	4	6,06%
3	17	25,76%
4	27	40,91%
5 or more	18	27,27%



Families are composed up of four members as an average.

24-. Do you perceive the economic situation as:

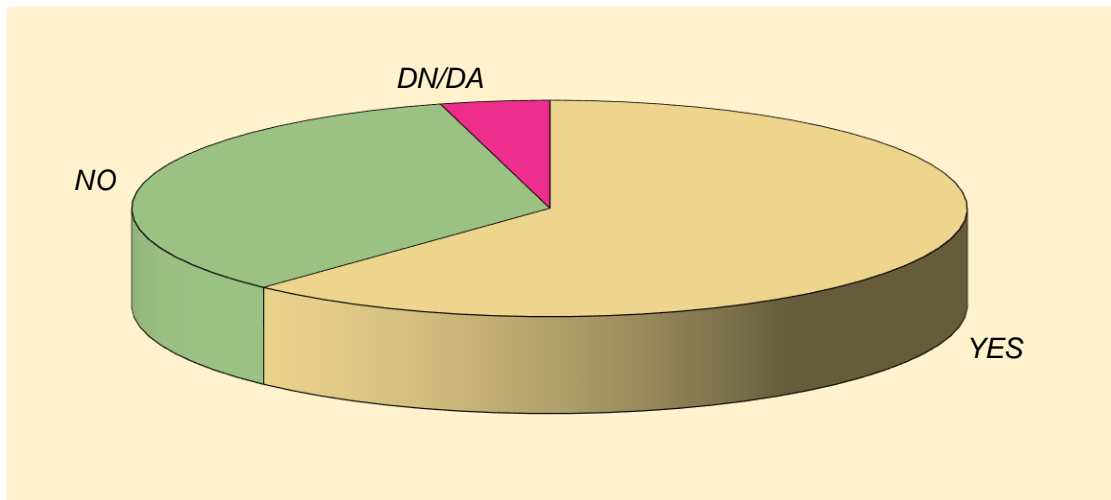
Good	48	67,61%
Regular, (pensioners unemployed)	20	28,17%
Bad (unemployed relative with no income)	3	4,23%
Very bad, critical	0	0,00%



The economy situation is perceived as a good one in general.

25-. Have you ever witnessed an oral or physical attack against a woman?

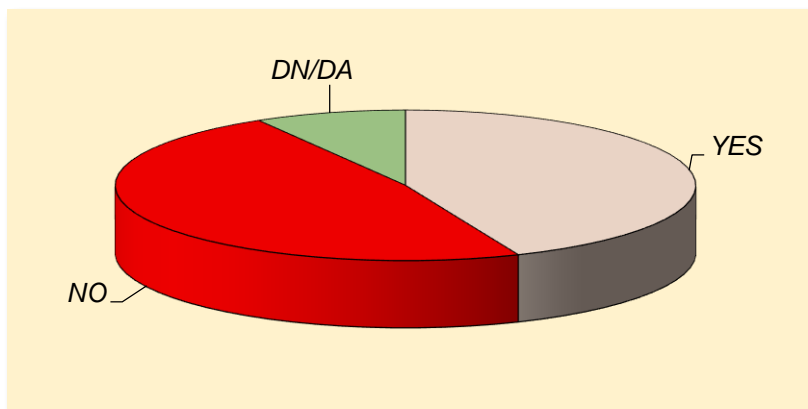
YES	44	61,97%
NO	24	33,80%
DN/DA	3	4,23%



Half of the interviewees have witnessed an oral or physical attack against a woman.

26-. Have you ever defended a battered person?

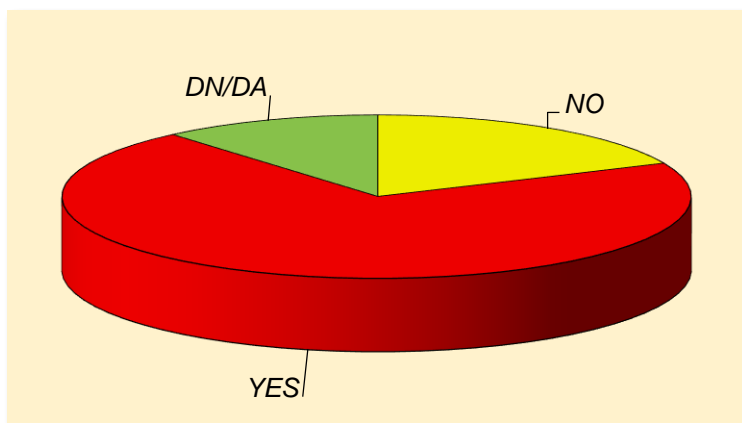
YES	31	43,66%
NO	34	47,89%
DN/DA	6	8,45%



They have defended the battered person at least once.

27-. Do you consider there is machismo /chauvinism among young people?

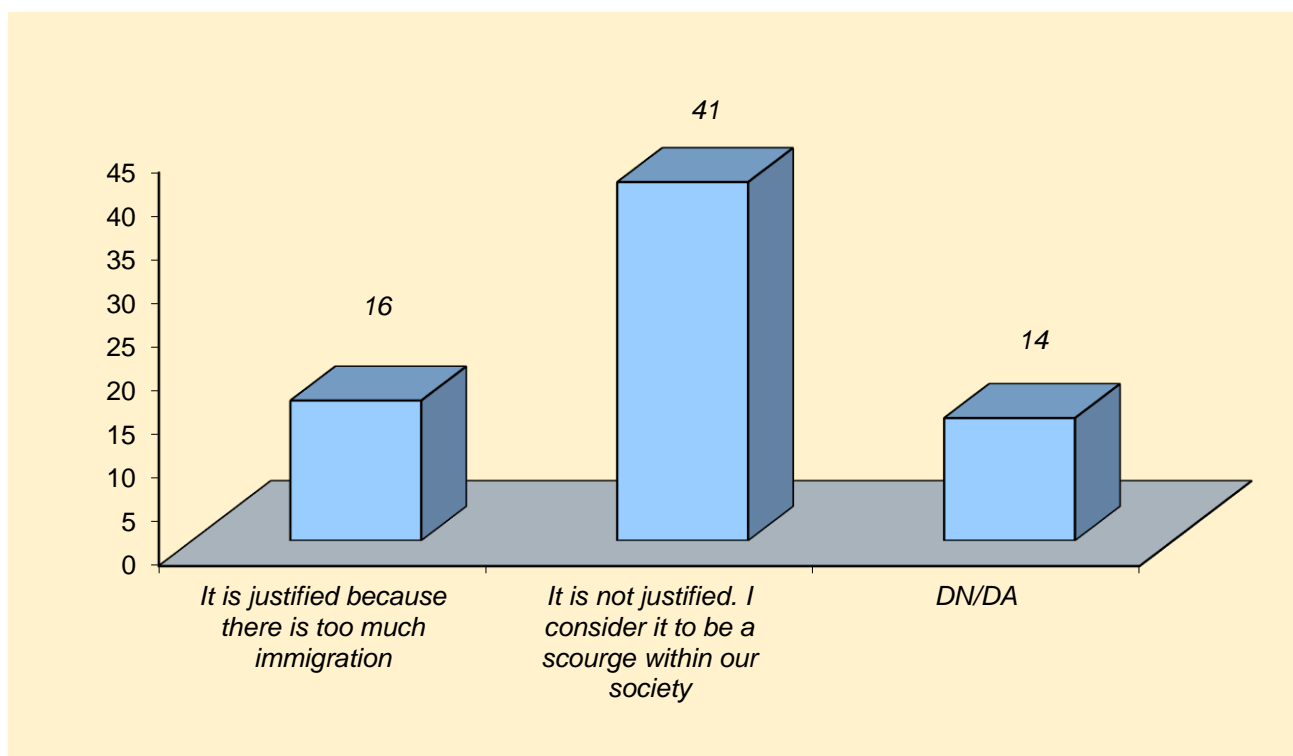
NO	13	18,31%
YES	50	70,42%
DN/DA	8	11,27%



Most agree on the fact that there is too much chauvinism and machismo.

28-. What is your opinion about racism and xenophobia?

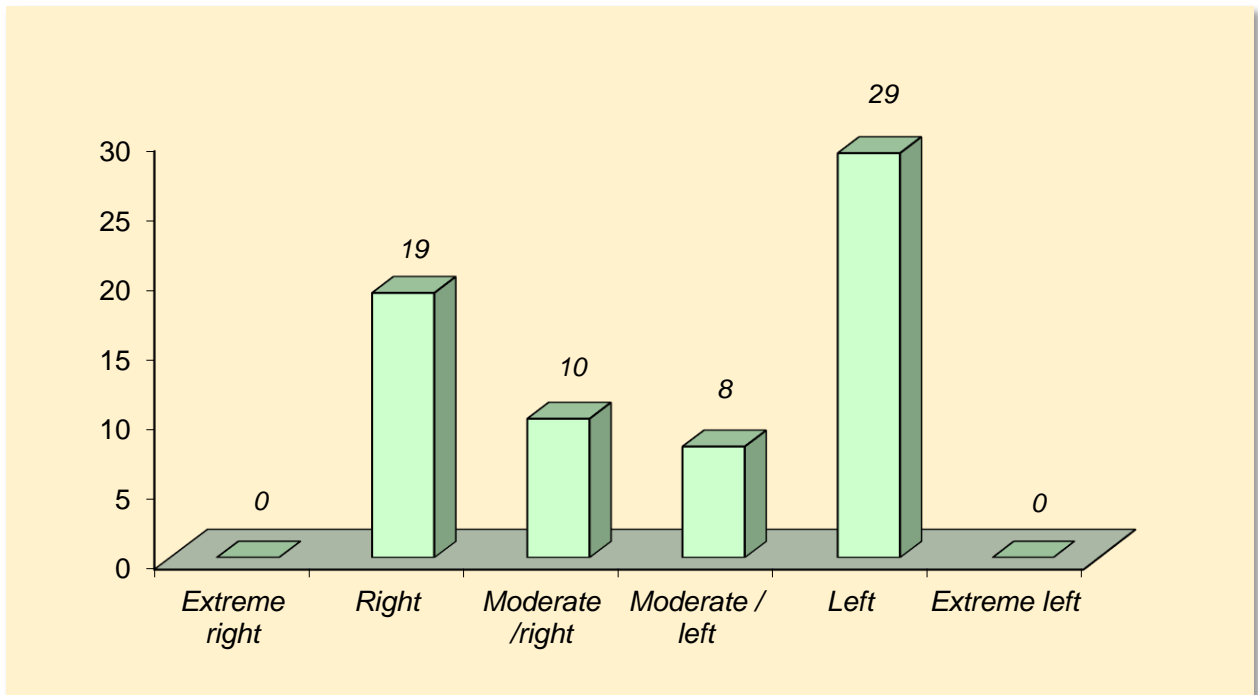
<i>It is justified because there is too much immigration</i>	16	22,54%
<i>It is not justified. I consider it to be a scourge within our society</i>	41	57,75%
<i>DN/DA</i>	14	19,72%



Most believe it is justified because there are a great number of immigrants.

29-. There are liberal (left) and conservative (right) ideologies. Note down with an X which position you occupy:

<i>Extreme right</i>	0	0,00%
<i>Right</i>	19	28,79%
<i>Moderate /right</i>	10	15,15%
<i>Moderate / left</i>	8	12,12%
<i>Left</i>	29	43,94%
<i>Extreme left</i>	0	0,00%



Most people interviewed are liberal.

CONCLUSION:

We can infer from the answers that most young people in Málaga perceive immigration as a normal phenomenon; therefore, they connect with immigrants without feeling threatened by them or their future jobs.

Regarding their expectations they believe that having an education will provide them with work opportunities.

On the other hand, it is a fact that young people are constantly using their smart phones to communicate and to obtain information. They don't use any other source of information. Social net-working sites are absolutely preferred.

Regarding gender violence, most interviewees have witnessed some kind of violent acts, but they haven't participated in it. They also claim that there are many chauvinist / machismo attitudes among Young people.

When talking about politics, most situate themselves as liberal. No one situate themselves as being extremely left or right.